




Most Efficient THT
Quality Control
from Above



iS6052 THT

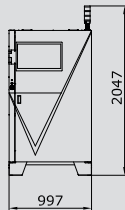
Solder joint inspection on PCB top sides



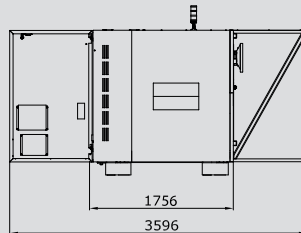
Technical Specifications

iS6052 THT

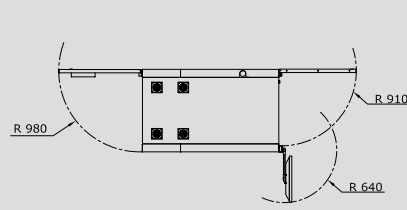
Front view



Side view



Top view



Dimensions in mm

iS6052 THT

Inspection scope		2D placement
Camera technology		XM Basic THT
	Angled view cameras	
	Number of megapixel cameras	4
	Orthogonal camera	
	Resolution Field of view	12 µm 50 mm x 50 mm (2" x 2")
Inspection Speed		Up to 60 cm ² /s
Software	User interface	Viscom vVision
	Statistical process control	Viscom vSPC/SPC, open interface (optional)
	Verification station	Viscom vVerify
	Remote diagnosis	Viscom SRC (optional)
	Programming station	Viscom PST34 (optional)
System computer	Operating system	Windows®
	Processor	Intel®Core™i7
PCB handling	PCB dimensions	508 mm x 508 mm (20" x 20")
	PCB support	Optional
	Transport height	900 - 950 mm ± 20 mm (35.4" - 37.4" ± 0.8")
	Width adjustment	Automatic
	Transport concept	Single-track transport system
	PCB clamping	Pneumatic
	Upper transport clearance	up to 115 mm (4.5")
	Lower transport clearance	50 mm (2"); 40 mm (1.6") with PCB support
Other system data	Positioning unit	Synchronous linear motor
	Interfaces	SMEMA, Hermes
	Power requirements	230/400 V, 50 Hz, 3P/N/PE +/- 10%; 4 - 6 bar working pressure
	System dimensions	997 mm x 1756 mm x 1753 mm (39.3" x 69.1" x 69") (W x D x H)
	Weight	Approx. 1060 kg (2337 lbs)